



Spa Unit Plug Configurations


Note: Not all plug options shown.




1 Balboa
120V/60Hz
Flat Side Down, 4 Prong Amp



2 Balboa
240V/60Hz
Flat Side Down, 4 Prong Amp



3 Balboa
120V/240V, Dual Voltage
For Electronic Units Only



4 Spa Builders Support
120V or 240V/60Hz
Flat Side Down, 3 Prong Amp



5 Large J & J
120V or 240V/60Hz



6 Mini J & J
120V or 240V/60Hz



7 Hot Springs Mini J & J
120V or 240V/60Hz
1997 and Beyond



8 Sundance (Blue)
SS2PSA 120SD
120V/60Hz




9 Sundance (Aqua)
TSP 240SD
240V/60Hz



10 Sundance (Molex)
120V or 240V/60Hz
Female Plug, Female Pins



11 3 Prong Nema
Grounded
120V/60Hz



12 Pigtail
For Hardwire Only
120V or 240V/60Hz



13 Hydro Quip
120V or 240V/60Hz



14 Gecko
120V or 240V/60Hz

UltraPure Spa Ozone Generators – Plug Configurations Part Numbers

(Numbering Sequence Follow Plug Configuration Photos)

Plug Configurations	Voltage/Hz	UPS350 Part #	EUV3 Part #
1. Balboa – 4 Prong Amp	120V/60Hz	1006520	1106520
2. Balboa – 4 Prong Amp	240V/60Hz	1006521	1106521
	230V/50Hz	1006522	1106522
3. Balboa – 4 Prong Amp	120V/240V/60Hz	N/A	1106523
	120V/240V/230V 60/50Hz	N/A	1106524
4. Spa Builders Support	120V/60Hz	1006510	1106510
	240V/60Hz	1006511	1106511
	230V/50Hz	1006512	1106512
5. Large J & J	120V/60Hz	1006530	1106530
	240V/60Hz	1006531	1106531
	230V/50Hz	1006532	1106532
6. Mini J & J (Pink)	120V/60Hz	1006540	1106540
	240V/60Hz	1006541	1106541
	230V/50Hz	1006542	1106542
7. Hot Spring Mini J & J	120V/60Hz	1006590	1106590
	240V/60Hz	1006591	1106591
	230V/50Hz	1006592	1106592
8. Sundance (Blue)	120V/60Hz	1006550	1106550
9. Sundance (Aqua)	240V/60Hz	1006551	1106551
	230V/50Hz	1006552	1106552
10. Sundance (Molex)	120V/60Hz	1006580	1106580
	240V/60Hz	1006581	1106581
	230V/50Hz	1006582	1106582
11. 3 Prong Nema	120V/60Hz	1006500	1106500
12. Pigtail	240V/60Hz	1006501	1106501
	230V/50Hz	1006502	1106502
13. Hydro Quip	120V/60Hz	1006570	1106570
	240V/60Hz	1006571	1106571
	230V/50Hz	1006572	1106572
14. Gecko	120V/60Hz	1006560	1106560
	240V/60Hz	1006561	1106561
	230V/50Hz	1006562	1106562

Notes: All Cord Configuration Part #'s for UPS350 and EUV3 units start with 100 and 110 respectively; and end in 0, 1, 2, 3, & 4 to denote 120V/60Hz, 240V/60Hz, 230V/50Hz, 120V/240V 60Hz and 120V240V/230V 60/50Hz respectively.